

D20-2



DEEP SUCTION CUP

- ▶ Suitable for objects with curved or irregular surfaces.
- ▶ Grips around corners and edges.

LIFTING FORCES & TECHNICAL DATA

Lifting force vertical to the surface, N, at vacuum level			Lifting force parallel to the surface, N, at vacuum level			Volume cm ³	Min. curve radius mm	Max. vertical movement mm	Weight rubber part g
20 -kPa	60 -kPa	90 -kPa	20 -kPa	60 -kPa	90 -kPa				
5.9	15.0	18.0	—	—	—	2.5	8.0	4.5	2.2

MATERIAL SPECIFICATIONS

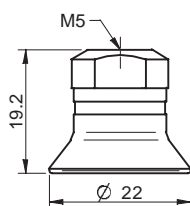
Material	Colour	Hardness °Shore A	Temperature range °C
Chloroprene, CR	Black	50	-40-110
Silicone, SIL	Red	50	-40-200

MATERIAL RESISTANCE

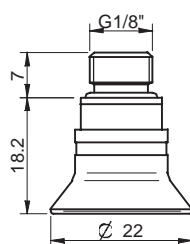
Material	Wear resistance	Oil	Weather & ozone	Hydrolysis	Petrol	Concentrated acids	Alcohol	Oxidation
Chloroprene, CR	Excellent	Fair	Good	Good	Fair	Poor	Good	Good
Silicone, SIL	Good	Poor	Excellent	Fair	Poor	Poor	Good	Excellent

ORDERING INFORMATION

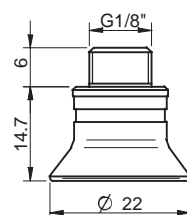
Complete suction cups		Art. No.
A	Suction cup D20-2 Chloroprene, M5 female	0101215
B	Suction cup D20-2 Chloroprene, G1/8" male, with mesh filter	0101216
C	Suction cup D20-2 Chloroprene, G1/8" male/M5 female, with mesh filter	0101220
A	Suction cup D20-2 Silicone, M5 female	0101226
A	Suction cup D20-2 Silicone, M5 female, with dual flow control valve	0101232
B	Suction cup D20-2 Silicone, G1/8" male, with mesh filter	0101227
C	Suction cup D20-2 Silicone, G1/8" male/M5 female, with mesh filter	0101231
E	Suction cup D20-2 Silicone, G1/8" male/M5 female, PA	0110331



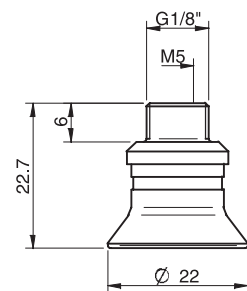
A



B



C

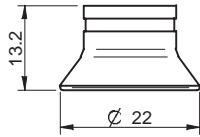


E

SUCTION CUPS D



Rubber parts	Art. No.
Suction cup D20-2 Chloroprene	0101123
Suction cup D20-2 Silicone	0101124



Fittings	Art. No.
Fitting M5 female	3250003
Fitting M5 female, with dual flow control valve	3251001
Fitting G1/8" male, with mesh filter	3250085
Fitting G1/8" male, with mesh filter and dual flow control valve	3251002
Fitting G1/8" male/M5 female, with mesh filter	0101152
Fitting G1/8" male/M5 female, with dual flow control valve	3251004
Fitting 5xM5 female	0100260
Fitting 5xM5 female, with dual flow control valve	3251005
Fitting G1/8" male/M5 female, PA	3150196

For further information and dimensioned drawings, see *SUCTION CUPS FITTINGS* chapter.