


Level switch HD NS for external installation

- visual and electric surveillance of liquid level
- pressure range up to 360 bar
- TÜV aproval
- lengths up to 5000 mm (longer on request)
- adjustable level contacts
- optional analogue output 4-20 mA
- visual indication with scale
- robust design meets industrial standards
- float with dynamic buoyancy
- specials upon request



Technical data

HD NS 250-AM-G1-V

Basic data

max. operating pressure	250 bar
max. operating temperature	50 °C
min. spec. density of fluid	0,80 kg/dm ³
L1 max.	5000 mm
weight at L1=500 mm	approx. 15 kg
weight L1+ 100 mm	approx. 0,65 kg
on request longer lengths	

Material

float SK597	compact plastic
standpipe	1.4571
topmost end piece	steel
bottom end piece	steel
check valve	1.4571
vent valve	steel
sight glass	PC

Connector

upper check valve	G1
lower check valve	G1

appropriate level contacts see on page 4

Option

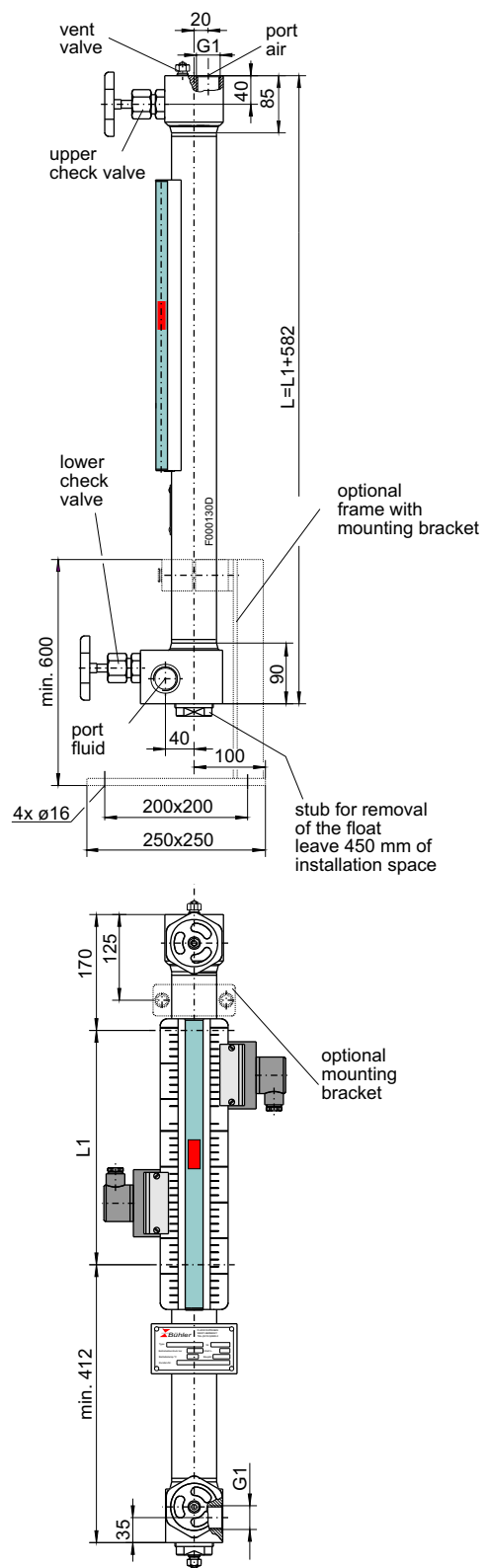
transducer tube	-K continuous level	O P T I O N A L
measurement principle	reed contact	
resolution	5 or 10 mm	
operating voltage (U _B)	10 - 30V DC (nominal voltage 24 V DC)	
output	4 - 20 mA	
load Ω max.	(U _B - 7,5 V) / 0,02 A	

Hint!

The delivery of this level switches includes TÜV approval.

Accessories

Part No.	Description
2051002	mounting bracket heavy series SPAL 6060
2054999	frame for ground mounting of the level switch with mounting bracket SPAL 6060
2274999	stone bolts 4x DIN529-M12x320 with nuts



Product code for HD NS 250-AM-G1-V

HD NS 250-AM-G1-V- -SK597 /

Length
L1 = ...mm

O	Option	transducer tube
P	-K5	continuous, resolution 5 mm
T	-K10	continuous, resolution 10 mm

Example for order

You need: Level switch for external mounting, operating pressure 250 bar, measuring length L1 = 2400mm, with continuous level output, resolution 10mm and 2 change over contacts (see on page 4)

You order: HD NS 250-AM-G1-V-K5-SK597 / L1 = 2400
2 x Art. No. 28 89 999 contact MKS 1/W

Technical data

HD NS 360-AM-G1-V

Basic data

max. operating pressure	360 bar
max. operating temperature	50 °C
min. spec. density of fluid	0,80 kg/dm ³
L1 max.	5000 mm
weight at L1=500 mm	approx. 20 kg
weight L1+ 100 mm	approx. 1,0 kg
on request longer lengths	

Material

float Sk597	compact plastic
standpipe	1.4571
topmost end piece	steel
bottom end piece	steel
check valve	1.4571
vent valve	steel
sight glass	PC

Connector

upper check valve	G1
lower check valve	G1

appropriate level contacts see on page 4

Option

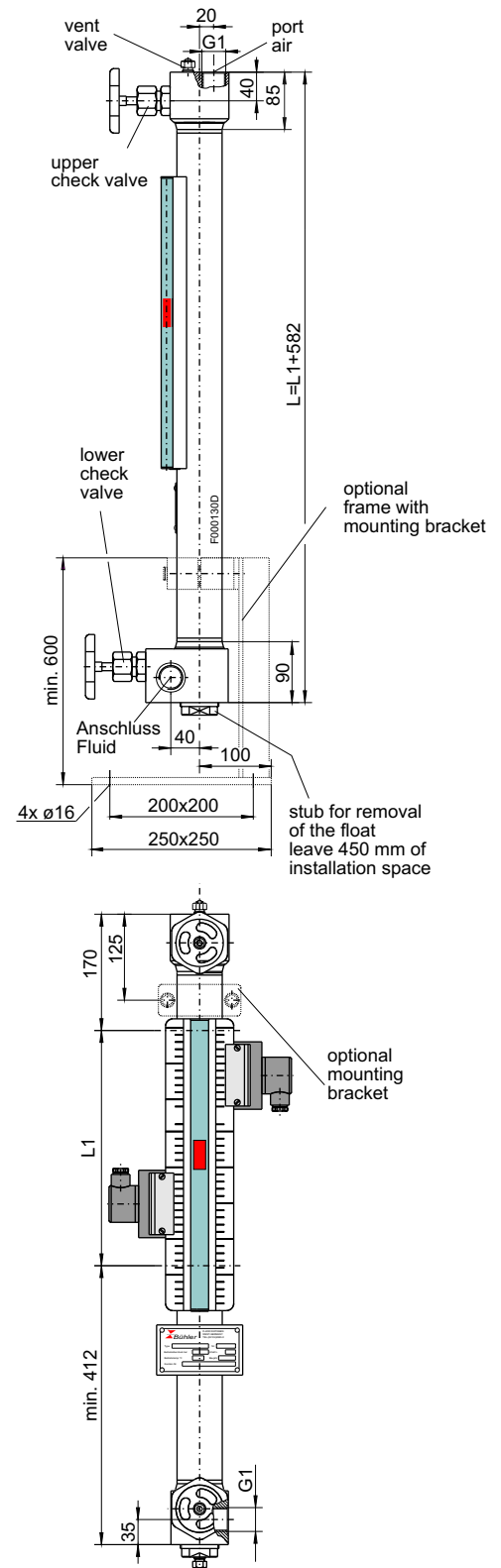
transducer tube	-K continuous level
measurement principle	reed contact
resolution	5 or 10 mm
operating voltage (U _B)	10 - 30V DC (nominal voltage 24 V DC)
output	4 - 20 mA
load Ω max..	(U _B - 7,5 V) / 0,02 A

Hint!

The delivery of this level switches includes TÜV approval.

Accessories

Part No.	Description
2051003	mounting bracket heavy series SPAL 6063,5
2055999	frame for ground mounting of the level switch with mounting bracket SPAL 6063,5
2274999	stone bolts 4x DIN529-M12x320 with nuts



Product code for HD NS 360-AM-G1-V

HD NS 360-AM-G1-V- -SK597 /

Option transducer tube

-K5 continuous, resolution 5 mm

-K10 continuous, resolution 10 mm

Length
L1 = ...mm

Example for order

You need: Level switch for external mounting, operating pressure max. 360 bar, measuring length L1 = 3200mm, with 2 change over contacts (see on page 4)

You order: HD NS 360-AM-G1-V-SK597 / L1=3200;
2 x Art. Nr. 28 89 999 Kontakt MKS 1/W

Contacts for NS ..-AM

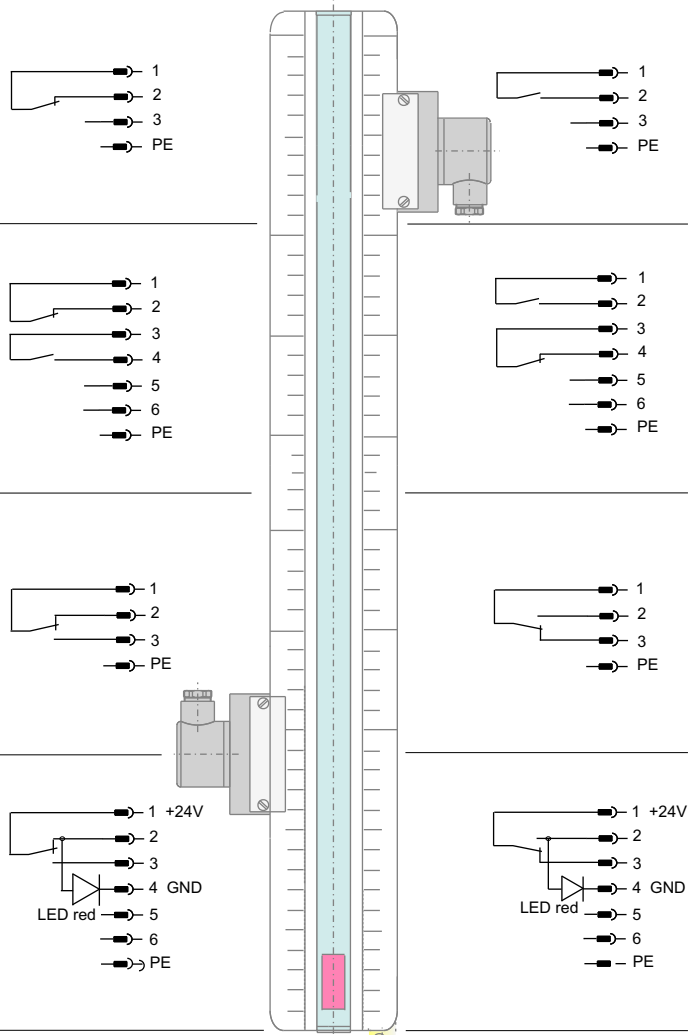
Pin assignment (contact position at empty reservoir) mounting left mounting right

Type	MKS-1/K
function	NC / NO
max. voltage	230 V AC/DC
max. current	1 A
max. contact load	50 VA
connector	M3 (DIN EN 175301-803) 3 pol. + PE
protection systemt	IP 65
Part No.	28 88 999

Type	MKS-2/K
function	2 x NC / NO
max. voltage	230 V AC/DC
max. current	1 A
max. contact load	50 VA
connector	S6 (DIN EN 175201-804) 6 pol. + PE
protection systemt	IP 65
Part No.	28 91 999

Type	MKS-1/W
function	change over
max. voltage	230 V AC/DC
max. current	1 A
max. contact load	50 VA
connector	M3 (DIN EN 175301-803) 3 pol. + PE
protection systemt	IP 65
Part No.	28 89 999

Type	MKS-1/W-L 24 V
function	change over with LED
max. voltage	24 V DC
max. current	1 A
max. contact load	50 VA
connector	S6 (DIN EN 175201-804) 6 pol. + PE
protection systemt	IP 65
Part No.	28 90 999

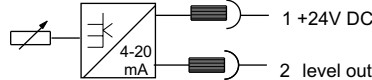


other contacts on request

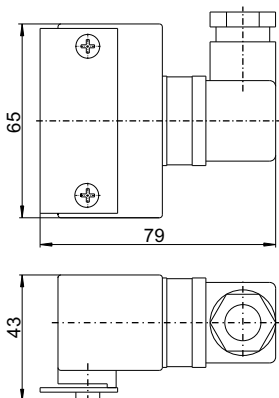
For operations in areas with strong vibrations we suggest to use contacts MKS-1/K and MKS-2K.

When mounting a transducer tube with continuous output signals you have to keep in mind that the mounting of contacts is possible only on the left side.

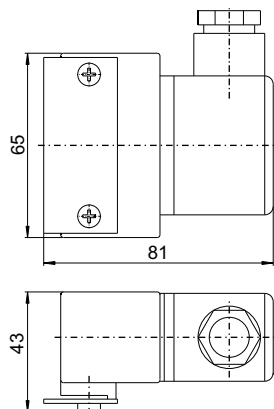
Pin assignment for AM-K with connector S3



**MKS 1/K
MKS 1/W**



MKS 2/K



MKS 1/W-L24V

